

### CONCEALoc<sup>®</sup> Hidden Fastener

Compatible with grooved deck boards from all TimberTech Decking Lines.



- Fastener-free surface
- Spacing tab creates consistent 3/16" board spacing
- Simple, one-step installation
- Matte Brown finish for hidden appearance between boards
- 305 Stainless steel clips for long-term performance
- Pneumatic installation offers collated screws for a faster installation

#### Available in:

##### Pneumatic

- TigerClaw Pneumatic Installation Tool (sold by FastenMaster)
- 500 sq. ft. Gun Pail (900 clips, 925 collated carbon steel screws)

##### Hand Driven

- 100 sq. ft. (175 clips, 184 stainless steel screws, 1 T15 star drive bit)
- 1000 sq. ft. (1750 clips, 1840 stainless steel screws, 4 T15 star drive bits)

### FUSIONLoc<sup>®</sup> Hidden Fastener

Compatible with grooved deck boards from all TimberTech Decking Lines.



#### Engineered for Strength

- Every clip provides 3 points of board-to-joist connections
- Increased wind uplift holding power
- Resists deck frame racking
- Stronger hold for tighter butt joints and miters

#### Collated for Speed

- Collated clips for both installation options; collated screws for pneumatic installation
- Simple, one-step installation
- Easily removed after installation
- Matte Black finish for hidden look between deck boards
- 305 stainless steel clips for long-term performance

#### Available in:

##### Pneumatic

- FiveShot Pneumatic Installation Tool (sold by FastenMaster)
- 225 sq. ft. (400 clips, collated carbon steel screws)
- 450 sq. ft. (800 clips, collated carbon steel screws)


##### Hand Driven

- Hand Driven Guide (sold separately)
- 225 sq. ft. (400 clips, 420 stainless steel screws, 6 T15 drive bits)
- 50 sq. ft. (100 clips, 105 stainless steel screws, 3 T15 drive bits)

FUSIONLoc is a registered trademark of OMG, Inc.

### NEW! EDGELoc™ Hidden Fastener

Designed exclusively for TimberTech® EDGE™ grooved capped composite deck boards



- Fastener-free surface
- Easy-to-use
- 12-Clip collated strips reduce installation time
- Pre-set star drive stainless steel screws
- T15 drive bit included in fastener box
- Glass-filled Nylon Clip
- Consistent 7/32" gap
- 90-degree screw drive angle makes board removal easy
- No restrictions on angled deck installations
- Serrated underside for superior lateral hold
- Available in 55sqft box (96 clip quantity) and 250sqft box (444 clip quantity)

## Hidden Fasteners for Grooved Deck Boards Matrix

	FUSIONLoc	CONCEALoc	EDGELoc
<b>Clip Material</b>	Stainless Steel	Stainless Steel	Glass-filled Nylon
<b>Gap</b>	3/16"	3/16"	7/32"
<b>Collated</b>	Yes	No	Yes
<b>Pneumatic option</b>	Yes	Yes	No
<b>Up-lift hold</b>	Excellent	Excellent	Excellent
<b>Lateral Hold</b>	Excellent	Excellent	Good
<b>Corrosion resistant</b>	Excellent	Excellent	Excellent
<b>Extreme temps</b>	Excellent	Excellent	Good
<b>Price</b>	\$\$\$	\$\$	\$
<b>Board Recommendation:</b>	TimberTech AZEK TimberTech PRO TimberTech EDGE	TimberTech AZEK TimberTech PRO TimberTech EDGE	TimberTech EDGE

### Cortex® Hidden Fastener

Compatible with all full profile TimberTech Decking Lines.



- Can be used on the entire deck surface, including stairs and perimeters, where other hidden fasteners cannot
- Strongest hidden fastener connection offered by TimberTech
- Features a high-quality, ACQ approved, specialty deck screw with a TORX® ttap® drive system
- Plugs are made from TimberTech decking to hide the fastener
- Color-matched plugs offered in all TimberTech collections and colors (excluding the scalloped Terrain™, Prime+, and Prime Collection boards)
- Collated plugs with pre-aligned grain pattern provide 50% faster installation available in all TimberTech AZEK Collections

**NEW!**



#### Available in:

- 100 ln. ft. - TimberTech PRO and EDGE only (224 2½" carbon steel screws, 300 plugs, 2 setting tools)
- 100 sq. ft. - TimberTech AZEK only (350 2½" carbon steel screws, 400 plugs, 3 setting tools)
- 300 sq. ft. - TimberTech AZEK only (1050 2½" carbon steel screws, 1200 plugs, 6 setting tools)
- **NEW!** Plug Replacement Packs available in all colors (40 plugs)

### Cortex® Hidden Fastener for MAX

Only compatible with TimberTech MAX deck boards



- 305 stainless steel
- Collated plugs with pre-aligned grain pattern
- ACQ Approved
- TORX® ttap® Drive System

#### Available in:

- 100 sq. ft. (350 2½" stainless steel screws, 400 plugs, 3 setting tools)

### Cortex® Hidden Fastener for Cladding Applications

Only compatible with full profile deck boards from the TimberTech AZEK Capped Polymer Decking Line



- Cortex plugs made from AZEK Decking
- TORX® ttap® drive system
- ACQ approved

#### Available in:

- 100 sq. ft. (365 2" carbon steel screws, 400 plugs, 3 TORX ttap driver bits)
- **NEW!** Plug Replacement Packs available in all colors (40 plugs)

Cortex is a registered trademark of OMG, Inc.

### SIDELoc™ Hidden Fastener

Only compatible with square-shouldered deck boards from the TimberTech AZEK Capped Polymer Decking Line



- Sharp point for a fast, easy start that doesn't require pre-drilling
- Unique geometry to minimize "pig tail" on the side of the board
- Stainless steel to resist screw shear
- Use the SIDELoc Guide to drive screws to the perfect depth and create automatic 1/8" board spacing
- Compatible with narrow, standard, and wide width decking

#### Available in:

##### 1⅞" 304 Stainless Steel

- 100 sq. ft. (350 screws, 1 driver bit)
- 200 sq. ft. (700 screws, 2 driver bits)
- 500 sq. ft. (1750 screws, 2 driver bits)

##### 2⅜" 316 Stainless Steel

- 100 sq. ft. (350 screws, 1 driver bit)
- 200 sq. ft. (700 screws, 2 driver bits)
- 500 sq. ft. (1750 screws, 2 driver bits)

##### SIDELoc™ Guides

- 3½", 5½", 7¼" Extension

(SIDELoc is NOT compatible with grooved or capped composite deck boards)

### TOPLoc® for AZEK® Compatible with all TimberTech AZEK Capped Polymer Decking



- Screw heads painted to complement AZEK Decking colors
- 305 grade Stainless Steel
- ACQ approved with a TORX® ttap® drive system for a wobble-free installation

**Available in:**

- 100 sq. ft. (350 2½" stainless steel screws, 2 TORX ttap driver bits)
- 300 sq. ft. (1050 2½" stainless steel screws, 3 TORX ttap driver bits)

### TOPLoc® Fascia for AZEK® Compatible with fascia boards from the TimberTech AZEK Capped Polymer decking line



- Screw heads painted to complement AZEK Decking colors
- 305 grade stainless steel
- ACQ approved with a TORX® ttap® drive system for a wobble-free installation

**Available in:**

- 30 Ln. ft. (100 1⅝" stainless steel screws, 1 TORX ttap driver bit)

**Colors:**  
TOPLoc for AZEK Decking and Fascia

**Brown:** Mahogany, English Walnut®  
**Dark Brown:** Kona®, Dark Hickory, American Walnut™  
**Dark Gray:** Castle Gate™

**Light Gray:** Slate Gray, Coastline®  
**Tan:** Cypress®  
**Light Tan:** Weathered Teak®, Brownstone, French White Oak®

### TOPLoc® for PRO and EDGE Compatible with all TimberTech PRO and TimberTech EDGE Capped Composite Decking



- Designed for dense composite material
- Designed for 18v drill set at a high speed for maximum performance
- T20 drive increases engagement
- Available in a 3" 305 stainless steel screw, which is also compatible with TimberTech MAX deck boards

**Available in:**

- 100 sq. ft. (350 2½" carbon steel screws, 1 T20 driver bit)
- 500 sq. ft. (1750 2½" carbon steel screws, 3 T20 drive bits)
- 85 sq. ft. (300 3" stainless steel screws, 1 T20 driver bit)

### TOPLoc® Fascia for PRO and EDGE Compatible with fascia boards from the TimberTech PRO and TimberTech EDGE Capped Composite Decking Lines



- Screw heads painted to complement PRO and EDGE Decking colors
- Designed to decrease oil-canning
- Fascia Drill Bit pre-drills and overbores through hole
- 304 Stainless steel screw designed for fascia to hang


























**Available in:**

- 80 Ln. Ft. (100 1¾" stainless steel screws, 1 T20 driver bit)
- Fascia Drill Bit (sold separately)

**Colors:**  
TOPLoc for PRO and EDGE Decking and Fascia

**Cedar:** Cedar  
**Gray:** Gray, Maritime Gray™, Driftwood  
**Teak:** Dark Teak, Pecan, Tigerwood, Antique Leather™, Coconut Husk™  
**Light Gray:** Stone Ash®, Sea Salt Gray

**Walnut:** Brown Oak, Rustic Elm®, Mocha, Dark Roast™, Dark Cocoa  
**Dark Gray:** Silver Maple, Ashwood, Espresso™  
**Sand:** Sandy Birch  
**Ivory:** Whitewash Cedar®

COLLECTION	BOARD	TOPLOC® FACE SCREW	HIDDEN FASTENERS	AVAILABLE IN CORTEX
Vintage Collection®	Dark Hickory	AZEK Dark Brown	<b>GROOVED DECK BOARDS</b>  FUSIONLoc  CONCEALoc	 *Available in Collated Strips
	Mahogany	AZEK Brown		
	Coastline®	AZEK Light Gray	<b>SQUARE SHOULDER DECK BOARDS</b>  SIDELoc	
	English Walnut®	AZEK Brown		
	Weathered Teak®	AZEK Light Tan		
	Cypress	AZEK Tan		
Landmark Collection™	American Walnut™	AZEK Dark Brown	<b>GROOVED DECK BOARDS</b>  FUSIONLoc  CONCEALoc	
	Castle Gate™	AZEK Dark Gray		
	French White Oak™	AZEK Light Tan	<b>SQUARE SHOULDER DECK BOARDS</b>  SIDELoc	
Harvest Collection®	Brownstone	AZEK Light Tan	<b>GROOVED DECK BOARDS</b>  FUSIONLoc  CONCEALoc	
	Slate Gray	AZEK Light Gray		
	Kona®	AZEK Dark Brown	<b>SQUARE SHOULDER DECK BOARDS</b>  SIDELoc	
Legacy Collection	Tigerwood	PRO and EDGE Teak	<b>GROOVED DECK BOARDS</b>  FUSIONLoc  CONCEALoc	Yes
	Mocha	PRO and EDGE Walnut		
	Espresso™	PRO and EDGE Dark Gray		
	Ashwood	PRO and EDGE Dark Gray		
	Whitewash Cedar®	PRO and EDGE Ivory		
	Pecan	PRO and EDGE Teak		
Reserve Collection	Driftwood	PRO and EDGE Gray	<b>GROOVED DECK BOARDS</b>  FUSIONLoc  CONCEALoc	Yes
	Antique Leather™	PRO and EDGE Teak		
	Dark Roast™	PRO and EDGE Walnut		
Terrain Collection™	Brown Oak	PRO and EDGE Walnut	<b>GROOVED DECK BOARDS</b>  FUSIONLoc  CONCEALoc	No
	Rustic Elm®	PRO and EDGE Walnut		
	Silver Maple	PRO and EDGE Dark Gray		
	Stone Ash®	PRO and EDGE Light Gray		
	Sandy Birch	PRO and EDGE Sand		
Premier Collection	Maritime Gray™	PRO and EDGE Gray	<b>GROOVED DECK BOARDS</b>  FUSIONLoc  EDGELoc  CONCEALoc	Yes
	Dark Teak	PRO and EDGE Teak		
Prime Collection	Maritime Gray™	PRO and EDGE Gray	<b>GROOVED DECK BOARDS</b>  FUSIONLoc  EDGELoc  CONCEALoc	No
	Dark Teak	PRO and EDGE Teak		
Prime+ Collection™	Coconut Husk™	PRO and EDGE Teak	<b>GROOVED DECK BOARDS</b>  FUSIONLoc  EDGELoc  CONCEALoc	No
	Sea Salt Gray	PRO and EDGE Light Gray		
	Dark Cocoa	PRO and EDGE Walnut		